


Una hoja de calculo en 20 lineas

Habla: Roberto Alsina

[<ralsina@netmanagers.com.ar>](mailto:ralsina@netmanagers.com.ar)


Codigo: <http://code.activestate.com/recipes/355045/>



Una hoja de calculo en 20 lineas


Se puede?

Y explicarla en 5 minutos?



Una hoja de calculo en 20 lineas


NO!




Una hoja de calculo en 20 lineas

NO!

ENTONCES HAGAMOSLO EN 9 LINEAS!



Una hoja de calculo en 20 lineas




NO VALE! SIN MODULOS!

Una hoja de calculo en 20 lineas

```
1 class SpreadSheet:
2     _cells = {}
3     tools = {}
4     def __setitem__(self, key, formula):
5         self._cells[key] = formula
6     def getformula(self, key):
7         return self._cells[key]
8     def __getitem__(self, key ):
9         return eval(self._cells[key], SpreadSheet.tools, self)
```

Una hoja de calculo en 20 lineas

A la miercoles, eso es muy corto!



Una hoja de calculo en 20 lineas

Como funciona esa cosa?

```
1 >>> from math import sin, pi
2 >>> SpreadSheet.tools.update(sin=sin, pi=pi, len=len)
3 >>> ss = SpreadSheet()
4 >>> ss['a1'] = '5'
5 >>> ss['a2'] = 'a1*6'
6 >>> ss['a3'] = 'a2*7'
7 >>> ss['a3']
8 210
9 >>> ss['b1'] = 'sin(pi/4)'
10 >>> ss['b1']
11 0.70710678118654746
12 >>> ss.getformula('b1')
13 'sin(pi/4)'
```


Una hoja de calculo en 20 lineas

Y eso porque?

```
1 class Spreadsheet:
2     _cells = {}
3     tools = {}
4     def __setitem__(self, key, formula):
5         self._cells[key] = formula
6     def getformula(self, key):
7         return self._cells[key]
8     def __getitem__(self, key ):
9         return eval(self._cells[key], Spreadsheet.tools, self)
```

```
1 >>> ss['a1'] = '5'
2 >>> ss['a2'] = 'a1*6'
3 >>> ss['a2']
4 30
5 >>> ss['b1'] = 'sin(pi/4)'
6 >>> ss['b1']
7 0.70710678118654746
```

Una hoja de calculo en 20 lineas

Ok, son 20 si le ponemos doctest ;-)

Ver:

<http://stupidsheet.googlecode.com>
ralsina@netmanagers.com.ar

